

Location: _____

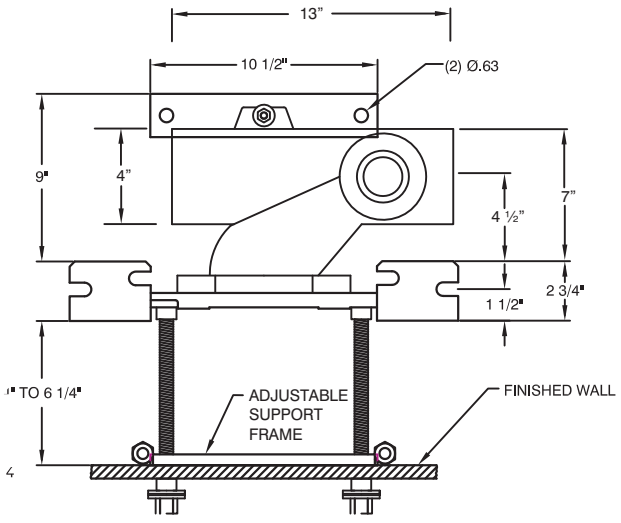
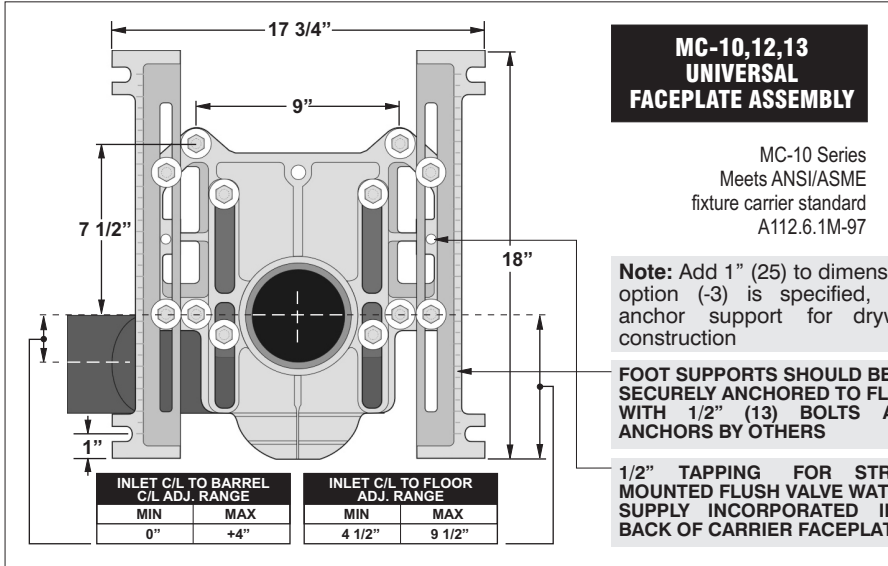


MC-10-HDX

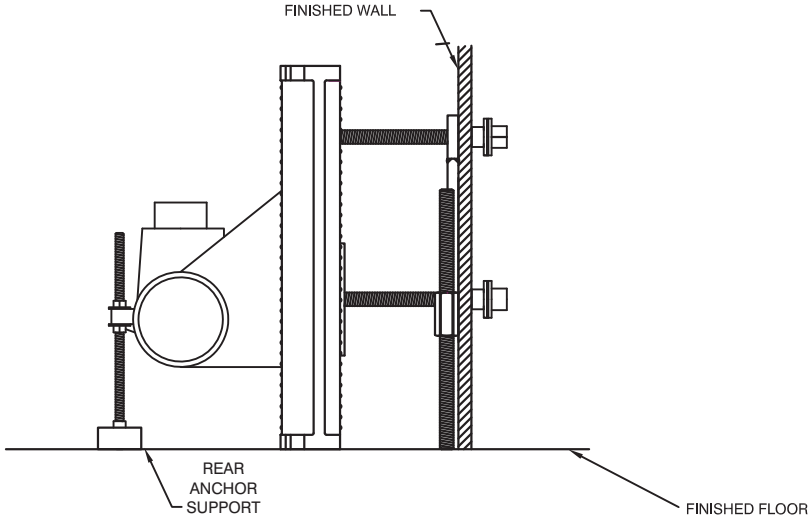
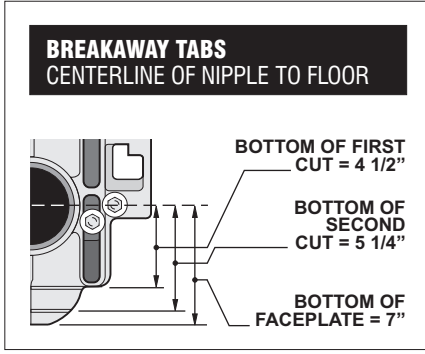
**EXTRA HEAVY DUTY 1,000 LB. LOAD RATED
HORIZONTAL, ADJUSTABLE,
WATER CLOSET CARRIER**

Specification: MIFAB Series MC-10-HDX, 1000 lb. Carrier Support complies with all applicable requirements of ASME A112.6.1M up to a 1000 lb. (454 kg.) load. This support is used in concert with the standard lacquered cast iron adjustable faceplate, lacquered cast iron waste fitting, adjustable ABS nipple, hardware and finishing kit.

Function: Used to provide additional support capability in excess of standard carrier static loading. The -HD-750 option is for use with all MC-10, MC-12, and MC-13 series fixture carriers when up to a 1000 lb. static load is anticipated. System comes with adjustable support frame and rear anchor tie-down. The feet and rear anchors are bolted to the floor using anchors capable of achieving the specified "pull-out" force (750 lbs. / 340 kg.) in which the rear anchors are mandatory for secure installation.



NOTE: Left hand version illustrated, right hand is mirror image.



- SUFFIX**
- AH8 8" ABS nipple with adjustable horn
 - AH12 12" ABS nipple with adjustable horn
 - BA Buy American Act compliant product
 - CI-4 4" rolling thread cast iron nipple
 - CI-6 6" rolling thread cast iron nipple
 - CI-8 8" rolling thread cast iron nipple
 - CI-12 12" rolling thread cast iron nipple
 - CI-24 24" rolling thread cast iron nipple
 - FM Floor mount, back outlet fixture support
 - HS Hub and spigot connection
 - L Left hand fitting
 - OR8 8" rolling thread ABS nipple
 - OR12 12" rolling thread ABS nipple
 - PA Pennsylvania Steel Act compliant product
 - PFAB Prefabricated carrier
 - R Right hand fitting
- OPTIONAL VARIATIONS:**

- SUFFIX**
- 1 Finishing / Tiling frame
 - 10 Auxiliary support, recommended with nipple lengths over 12"
 - 12 12" tapered thread ABS nipple
 - 13 Galvanized cast iron
 - 14 Vandal proof finish trim
 - 17 Test plug for custom and cast iron nipples
 - 19 Nipple wrench
 - 20 Flush valve support
 - 27 2" auxiliary inlet
 - 37 37" long extended barrel

Job Name _____ Page No: _____

Section No: _____ Contractor _____

Schedule No: _____ Purchase Order No: _____