

Location: _____



MC-10D-EXT

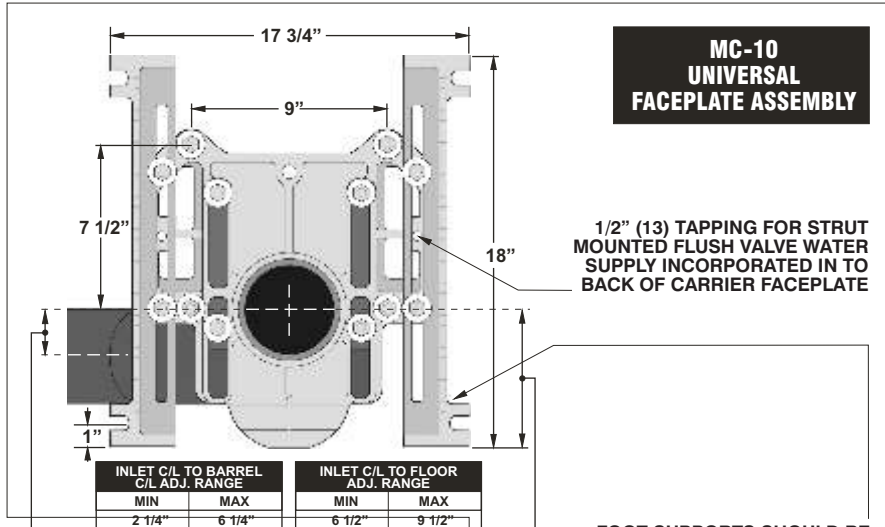
DOUBLE, HORIZONTAL, ADJUSTABLE, WATER CLOSET CARRIER FOR ADA IN MIDDLE OF BATTERY

Specification: MIFAB® Series MC-10D-EXT double, horizontal, adjustable high rough-in water closet carrier with lacquered cast iron fitting, 4" (102) no hub waste, 2" (51) no hub vent connection, lacquered cast iron gasketed adjustable faceplates, universal floor mounted cast iron foot supports, adjustable 8" tapered thread ABS nipples with integral test caps, neoprene bowl gaskets, hardware, threaded rod protectors and polished chrome plated finishing cap nuts.

Function: Used in the middle of horizontal batteries where the water closets must be elevated 3" (76) higher than the normal rough-in height to accommodate fixtures for wheelchair users. The elevated inlet flange permits the water closet to be installed at any position in the battery. Typical with back to back off the floor plumbing fixtures that are wall mounted and have no contact with the finished floor. The closet carrier is completely concealed within the wall and supports the load of the fixtures through a faceplate and foot support system that is anchored to the floor. Sanitation underneath the fixtures is more efficiently and economically maintained when installed off of the floor compared to floor mounted.

Note: 14 1/2" (368) minimum space required between front of foot supports. 9" (229) minimum in wall space required between back of in wall foot supports.

Note: Foot supports and faceplate are assembled at the factory before shipment in the typical siphon jet water closet configuration and are reversible for the blowout water closet design.

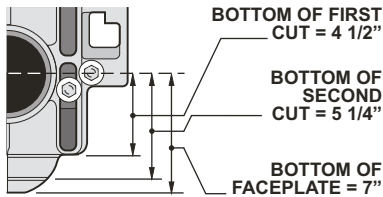


**MC-10
UNIVERSAL
FACEPLATE ASSEMBLY**

1/2" (13) TAPPING FOR STRUT MOUNTED FLUSH VALVE WATER SUPPLY INCORPORATED IN TO BACK OF CARRIER FACEPLATE

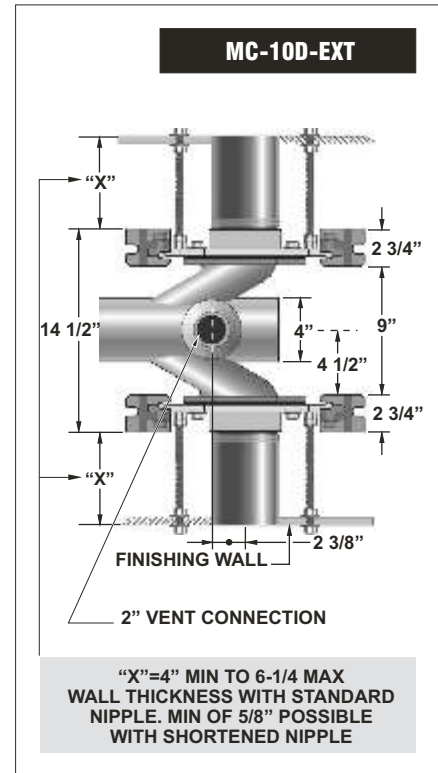
FOOT SUPPORTS SHOULD BE SECURELY ANCHORED TO FLOOR WITH 1/2" (13) BOLTS AND ANCHORS BY OTHERS

**BREAKAWAY TABS
CENTERLINE OF NIPPLE TO FLOOR**



MC-10D-EXT Series
Meets ANSI/ASME
fixture carrier standard
A112.6.1M-97
350 Lb. Load Rating

Note: 8" tapered thread ABS nipple shipped standard with MC-10 Series carriers. The universal faceplate assembly accepts all nipple variations, rolling thread (-OR), cast iron (-CI) and tapered thread ABS with adjustable horn (-AH).



SUFFIX

OPTIONAL VARIATIONS:

- AH8 8" ABS nipple with adjustable horn
- AH12 12" ABS nipple with adjustable horn
- BA Buy American Act compliant product
- CI-4 4" rolling thread cast iron nipple
- CI-6 6" rolling thread cast iron nipple
- CI-8 8" rolling thread cast iron nipple
- CI-12 12" rolling thread cast iron nipple
- CI-24 24" rolling thread cast iron nipple
- FM Floor mount, back outlet fixture support
- HD Heavy duty 500 lb. load rated carrier
- HD-750 Heavy duty 750 lb. load rated carrier
- HDX Extra heavy duty 1,000 lb. load rated carrier
- OR8 8" rolling thread ABS nipple
- OR12 12" rolling thread ABS nipple

- PA Pennsylvania Steel Act compliant product
- PFAB Prefabricated carrier
- 1 Finishing / Tiling frame
- 10 Auxiliary support, recommended with nipple lengths over 12"
- 12 12" tapered thread ABS nipple
- 13 Galvanized cast iron
- 14 Vandal proof finish trim
- 17 Test plug for custom and cast iron nipples
- 19 Nipple wrench
- 20 Flush valve support
- 27 2" auxiliary inlet
- 37 37" long extended barrel

Job Name: _____
Section No: _____
Schedule No: _____

Page No: _____
Contractor: _____
Purchase Order No: _____