

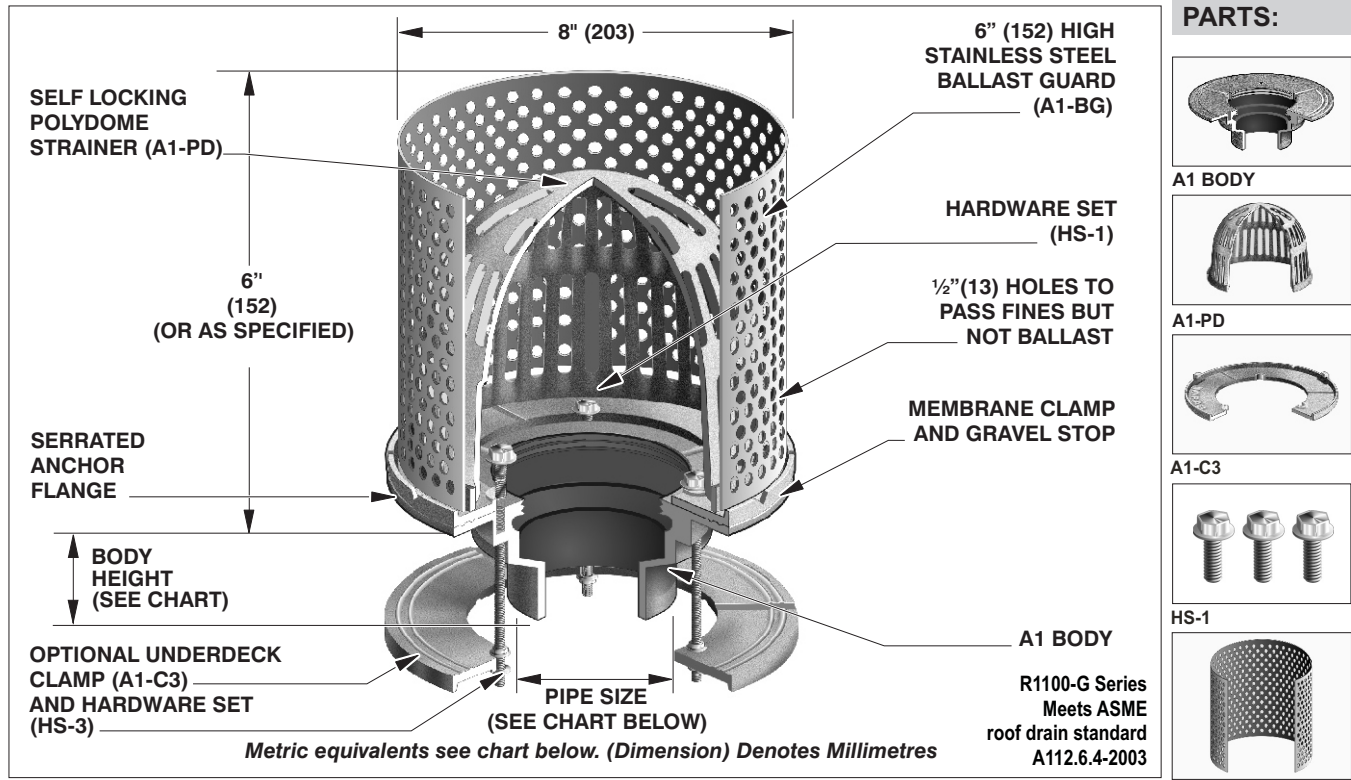


R1100-G






ROOF DRAIN

Specification: MIFAB® Series R1100-G lacquered cast iron roof drain with anchor flange, cast iron waterproofing membrane clamp ring with integral gravel stop, stainless steel perforated 6" (152) high ballast guard with 1/2" (13) round drainage openings and standard self-locking polyethylene dome strainer with a free area of 43 square inches.

Function: Used in any type of flat roofs and gutters that use the insulated membrane assembly method of waterproofing (I.R.M.A.). Typical when built-up felt and asphalt waterproofing is installed on top of the roof membrane for protection against the elements. The 6" high perforated stainless steel ballast guard is furnished to retain the crushed gravel used in flat roof construction. The 1/2" diameter holes allow for drainage without clogging. 8" diameter body is ideal for applications with limited space. Dome provides for efficient drainage of rainwater and prevents debris from entering the drain line. Anchor flange and membrane clamp with tongue in groove design provides for secure grip of membrane and roof flashing materials.



PARTS:

-  A1 BODY
-  A1-PD
-  A1-C3
-  HS-1
-  A1-BG

R1100-G Series
Meets ASME
roof drain standard
A112.6.4-2003

Note: Deck opening - 6 3/8" (162) with sump receiver - 8 1/2" (216)

PIPE SIZE	BODY HEIGHT				
	NO HUB (STANDARD)	PUSH ON (P)	THREADED (T)	INSIDE CAULK (X)	PVC/ABS (-30)/(-31)
2" (51)	3" (76)	3 3/8" (86)	2 1/4" (57)	3 3/4" (95)	2 15/16" (75)
3" (76)	3" (76)	3 3/8" (86)	2 5/8" (67)	3 3/4" (95)	3 1/2" (89)
4" (102)	3" (76)	3 3/8" (86)	2 5/8" (67)	3 3/4" (95)	3 1/2" (89)
5" (127)	3" (76)	—	2 5/8" (67)	6 7/8" (175)	—
6" (152)	3 1/4" (83)	6 1/2" (165)	—	—	—

SUFFIX	OPTIONAL VARIATIONS:	SUFFIX	SUFFIX	SUFFIX	
-6	Vandal proof dome (metal dome only)	-90	Threaded side outlet (2", 3", 4")	-M	Metal dome
-11	Acid resistant epoxy coating	-90NH	No Hub side outlet (cast iron only) (2", 3", 4")	P	Push on outlet (2", 3", 4", 6")
-12	Galvanized metal dome	-ARRA	ARRA (Stimulus Act) compliant product	-PA	Pennsylvania Steel Act compliant product
-12A	Galvanized body and membrane clamp	-B	Sump receiver	(Standard)	No hub outlet
-13	Galvanized body, membrane clamp and dome	-BA	Buy America Act compliant product	T	Threaded outlet (2", 3", 4")
-28	Stainless steel body (Type 304) (2", 3", 4")	-C	Secondary clamp	-U	Underdeck clamp
-30	PVC socket connection body	-E	Adjustable extension	-U3	Underdeck clamp with cutaway side
-31	ABS socket connection body	-EG	Galvanized Adjustable extension	-W-1	Water proofing flange
-81	Rough bronze dome	-F1,-F2,-F3	Accuflow (parabolic weir) specify	X	Inside caulk outlet (2", 3", 4")
-83	Stainless steel mesh screen over dome			-XJ	Vertical expansion joint (see R1900)
				-Z	Extended wide elastomeric flange

Job Name: _____ Page No: _____
 Section No: _____ Contractor: _____
 Schedule No: _____ Purchase Order No: _____